



Home Improvement Index

Jan 2013 key facts	Project Index	Project Budgets
Annual change:	36%	-2%
Quarterly change:	57%	-2%
Monthly change:	136%	39%
Index:	408	£1,522

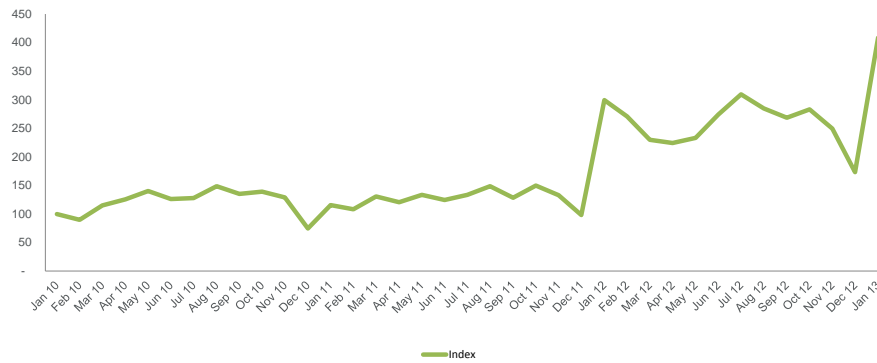
Home Improvement Project Index

	Index	Annual change %	Quarterly change %	Monthly change %
Jan 2013	408	36%	57%	136%
Dec	173	76%	85%	-31%
Nov	249	87%	94%	-12%
Oct	283	89%	96%	5%
Sep	268	109%	110%	-6%
Aug	285	92%	114%	-8%
Jul	309	132%	109%	13%
Jun	274	120%	93%	17%
May	233	75%	79%	4%
Apr	224	86%	102%	-2%
Mar	230	76%	126%	-15%
Feb	270	150%	124%	-10%
Jan 2012	299	160%	67%	204%
Dec	98	32%	11%	-26%
Nov	133	3%	2%	-11%
Oct	150	8%	1%	17%
Sep	129	-5%	0%	-14%
Aug	149	0%	1%	12%
Jul	133	4%	-1%	7%
Jun	124	-2%	-4%	-7%
May	133	-5%	1%	11%
Apr	120	-4%	9%	-8%
Mar	130	13%	16%	20%
Feb	108	21%		-6%
Jan 2011	115	15%		55%
Dec	74			-42%
Nov	129			-7%
Oct	139			3%
Sep	135			-9%
Aug	148			16%
Jul	128			1%
Jun	126			-10%
May	140			11%
Apr	126			9%
Mar	115			28%
Feb	90			-10%
Jan 2010	100			

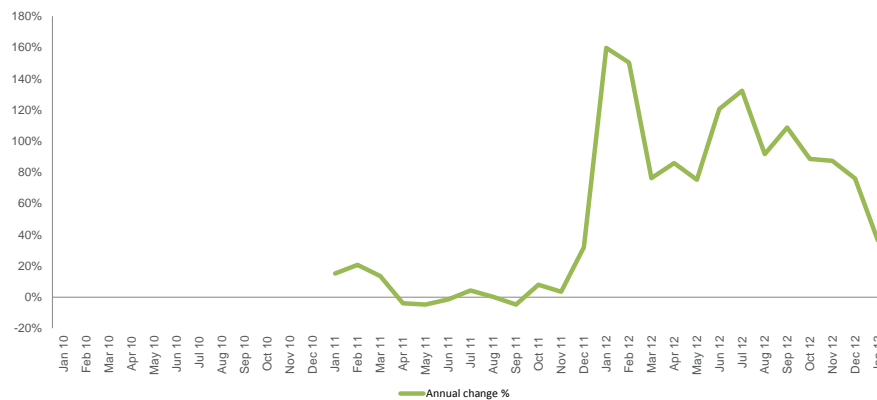


Home Improvement Index

Home Improvement Project Index



Year on Year Change - Home Improvement Project Index





Home Improvement Index

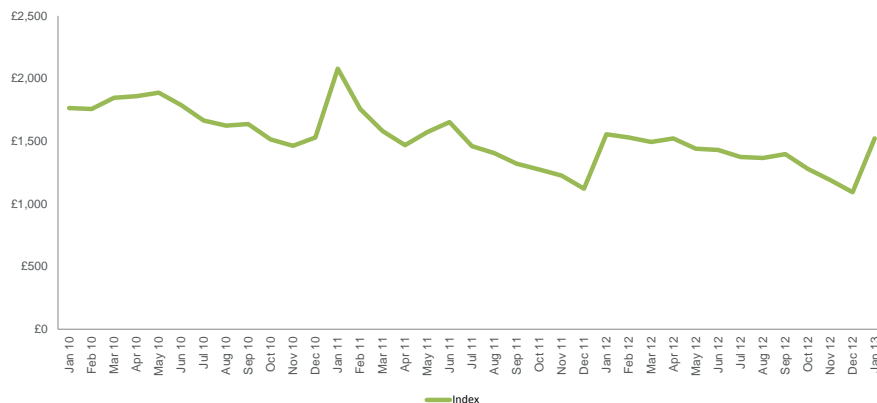
Home Improvement Project Budgets

	Budget (£)	Annual Change %	Quarterly Change %	Monthly Change %
Jan 2013	£1,522	-2%	-2%	39%
Dec	£1,092	-2%	-2%	-8%
Nov	£1,189	-3%	1%	-7%
Oct	£1,278	0%	1%	-8%
Sep	£1,396	6%	-1%	2%
Aug	£1,367	-3%	-8%	0%
Jul	£1,373	-6%	-9%	-4%
Jun	£1,430	-13%	-6%	-1%
May	£1,440	-8%	-4%	-5%
Apr	£1,521	4%	-5%	2%
Mar	£1,493	-6%	-15%	-2%
Feb	£1,530	-13%	-22%	-2%
Jan 2012	£1,555	-25%	-23%	39%
Dec	£1,120	-27%	-20%	-9%
Nov	£1,225	-16%	-17%	-4%
Oct	£1,275	-16%	-16%	-3%
Sep	£1,320	-19%	-15%	-6%
Aug	£1,405	-13%	-11%	-4%
Jul	£1,461	-12%	-12%	-12%
Jun	£1,653	-8%	-15%	5%
May	£1,572	-17%	-17%	7%
Apr	£1,469	-21%	-12%	-7%
Mar	£1,582	-14%	1%	-10%
Feb	£1,757	0%		-15%
Jan 2011	£2,078	18%		36%
Dec	£1,530			5%
Nov	£1,463			-3%
Oct	£1,514			-8%
Sep	£1,637			1%
Aug	£1,624			-3%
Jul	£1,665			-7%
Jun	£1,788			-5%
May	£1,887			1%
Apr	£1,860			1%
Mar	£1,846			5%
Feb	£1,759			0%
Jan 2010	£1,765			

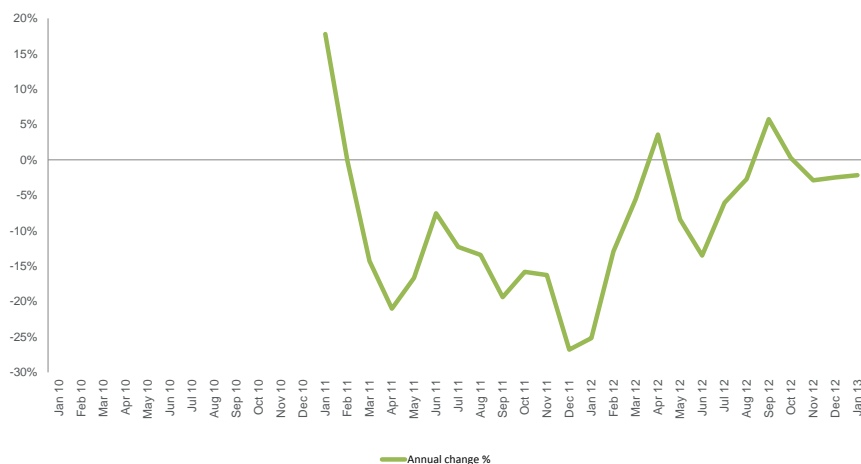


Home Improvement Index

Home Improvement Project Budgets



Year on Year Change - Home Improvement Project Budgets



Chris Burke, Director of Analytics said:

"In January 2013 the Home Improvement Project Index jumped 36%, versus January 2012, and month on month was up 136%, versus December 2012, to reach an all time high of 408.

"Home Improvement Project Budgets declined 2% year on year, but jumped by 39% versus December 2012 as the historic trends repeated themselves again this year.

"Year on year we would expect to see strong double digit project volume growth going into February 2013 given the performance in the first month of the year, assuming no long term disruption due to inclement weather (which is beneficial if of short duration, but harmful if of longer duration)".

Note: Projects are submitted via RatedPeople.com less re-submitted and/or amended existing projects.

For further information please contact the Rated People Communications Team:

Charlotte Platzer: 0207 183 8412 charlotte.platzer@ratedpeople.com
Emmeline Westin: 0207 183 8413 emmeline.westin@ratedpeople.com