



Home Improvement Index

Jul 2013 key facts	Project Index	Project Budgets
Annual change:	33%	-11%
Quarterly change:	42%	-9%
Monthly change:	12%	-7%
Index:	411	£1,215

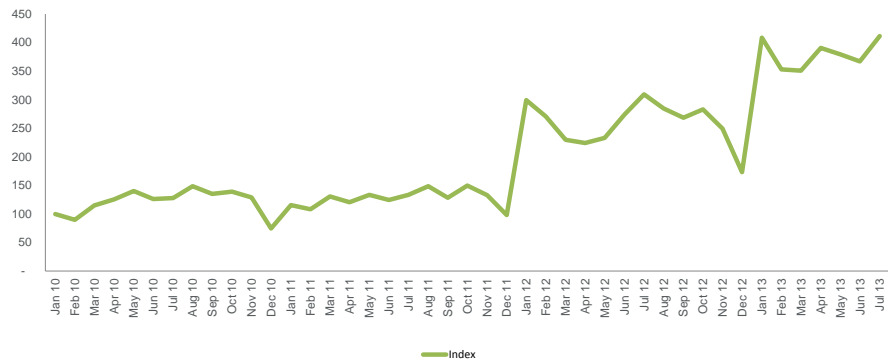
Home Improvement Project Index

	Index	Annual change %	Quarterly change %	Monthly change %
Jul	411	33%	42%	12%
Jun	367	34%	55%	-3%
May	379	63%	63%	-3%
Apr	391	74%	51%	11%
Mar	351	53%	39%	-1%
Feb	353	30%	40%	-14%
Jan 2013	408	36%	57%	136%
Dec	173	76%	85%	-31%
Nov	249	87%	94%	-12%
Oct	283	89%	96%	5%
Sep	268	109%	110%	-6%
Aug	285	92%	114%	-8%
Jul	309	132%	109%	13%
Jun	274	120%	93%	17%
May	233	75%	79%	4%
Apr	224	86%	102%	-2%
Mar	230	76%	126%	-15%
Feb	270	150%	124%	-10%
Jan 2012	299	160%	67%	204%
Dec	98	32%	11%	-26%
Nov	133	3%	2%	-11%
Oct	150	8%	1%	17%
Sep	129	-5%	0%	-14%
Aug	149	0%	1%	12%
Jul	133	4%	-1%	7%
Jun	124	-2%	-4%	-7%
May	133	-5%	1%	11%
Apr	120	-4%	9%	-8%
Mar	130	13%	16%	20%
Feb	108	21%		-6%
Jan 2011	115	15%		55%
Dec	74			-42%
Nov	129			-7%
Oct	139			3%
Sep	135			-9%
Aug	148			16%
Jul	128			1%
Jun	126			-10%
May	140			11%
Apr	126			9%
Mar	115			28%
Feb	90			-10%
Jan 2010	100			

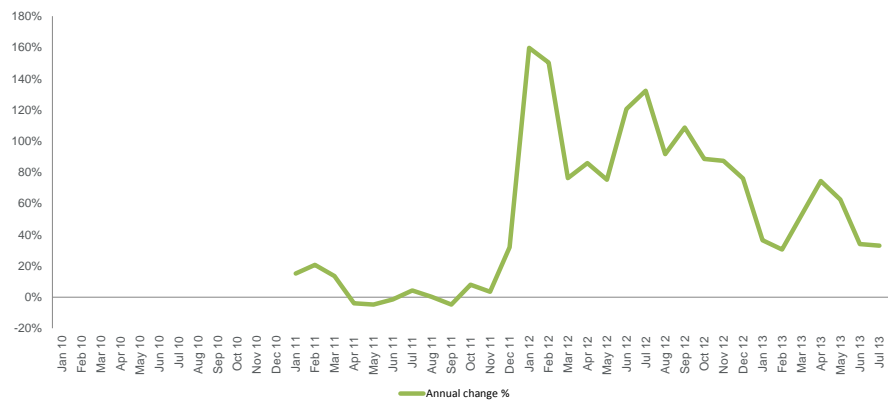


Home Improvement Index

Home Improvement Project Index



Year on Year Change - Home Improvement Project Index





Home Improvement Index

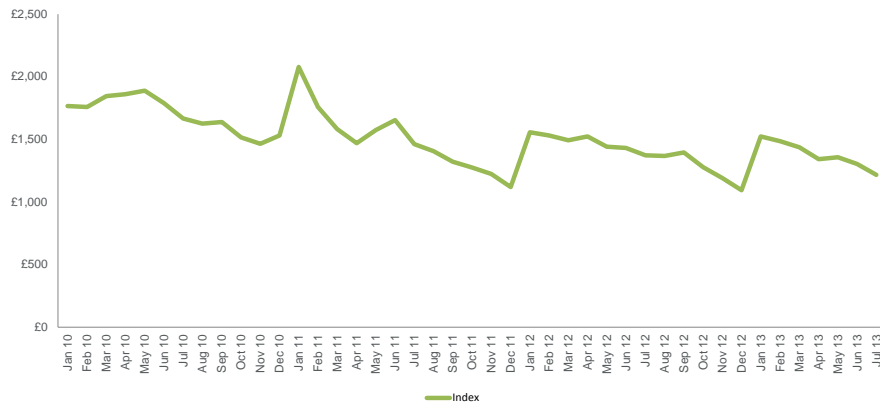
Home Improvement Project Budgets

	Budget (£)	Annual Change %	Quarterly Change %	Monthly Change %
Jul	£1,215	-11%	-9%	-7%
Jun	£1,303	-9%	-9%	-4%
May	£1,357	-6%	-7%	1%
Apr	£1,340	-12%	-6%	-7%
Mar	£1,436	-4%	-3%	-3%
Feb	£1,485	-3%	-3%	-2%
Jan 2013	£1,522	-2%	-2%	39%
Dec	£1,092	-2%	-2%	-8%
Nov	£1,189	-3%	1%	-7%
Oct	£1,278	0%	1%	-8%
Sep	£1,396	6%	-1%	2%
Aug	£1,367	-3%	-8%	0%
Jul	£1,373	-6%	-9%	-4%
Jun	£1,430	-13%	-6%	-1%
May	£1,440	-8%	-4%	-5%
Apr	£1,521	4%	-5%	2%
Mar	£1,493	-6%	-15%	-2%
Feb	£1,530	-13%	-22%	-2%
Jan 2012	£1,555	-25%	-23%	39%
Dec	£1,120	-27%	-20%	-9%
Nov	£1,225	-16%	-17%	-4%
Oct	£1,275	-16%	-16%	-3%
Sep	£1,320	-19%	-15%	-6%
Aug	£1,405	-13%	-11%	-4%
Jul	£1,461	-12%	-12%	-12%
Jun	£1,653	-8%	-15%	5%
May	£1,572	-17%	-17%	7%
Apr	£1,469	-21%	-12%	-7%
Mar	£1,582	-14%	1%	-10%
Feb	£1,757	0%		-15%
Jan 2011	£2,078	18%		36%
Dec	£1,530			5%
Nov	£1,463			-3%
Oct	£1,514			-8%
Sep	£1,637			1%
Aug	£1,624			-3%
Jul	£1,665			-7%
Jun	£1,788			-5%
May	£1,887			1%
Apr	£1,860			1%
Mar	£1,846			5%
Feb	£1,759			0%
Jan 2010	£1,765			



Home Improvement Index

Home Improvement Project Budgets



Year on Year Change - Home Improvement Project Budgets



Chris Burke, Director of Analytics said:

"In July 2013 the Home Improvement Project Index finished up 33% versus July 2012 at an all time high of 411. Much of this was driven by the good weather with extensive gardening work and other weather dependent projects proving particularly strong.

"Project Budgets continued their slow, steady decline however, as homeowners continue to apply pricing pressure to tradesmen and the mix shifts to a higher proportion of lower value projects.

"Year on year we would expect strong double digit project volume growth to continue into August 2013, assuming the good weather continues to hold".

Note: Projects are submitted via RatedPeople.com less re-submitted and/or amended existing projects.

For further information please contact the Rated People Communications Team:

Charlotte Platzer: 0207 183 8412 charlotte.platzer@ratedpeople.com

Emmeline Westin: 0207 183 8413 emmeline.westin@ratedpeople.com