



## Home Improvement Index

Sep 2013 key facts	Project Index	Project Budgets
Annual change:	50%	-9%
Quarterly change:	40%	-9%
Monthly change:	2%	-1%
Index:	402	£1,264

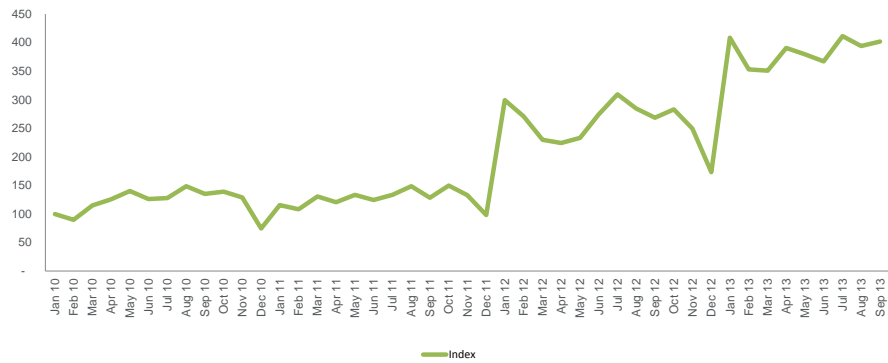
### Home Improvement Project Index

	Index	Annual change %	Quarterly change %	Monthly change %
Sep	402	50%	40%	2%
Aug	394	38%	35%	-4%
Jul	411	33%	42%	12%
Jun	367	34%	55%	-3%
May	379	63%	63%	-3%
Apr	391	74%	51%	11%
Mar	351	53%	39%	-1%
Feb	353	30%	40%	-14%
Jan 2013	408	36%	57%	136%
Dec	173	76%	85%	-31%
Nov	249	87%	94%	-12%
Oct	283	89%	96%	5%
Sep	268	109%	110%	-6%
Aug	285	92%	114%	-8%
Jul	309	132%	109%	13%
Jun	274	120%	93%	17%
May	233	75%	79%	4%
Apr	224	86%	102%	-2%
Mar	230	76%	126%	-15%
Feb	270	150%	124%	-10%
Jan 2012	299	160%	67%	204%
Dec	98	32%	11%	-26%
Nov	133	3%	2%	-11%
Oct	150	8%	1%	17%
Sep	129	-5%	0%	-14%
Aug	149	0%	1%	12%
Jul	133	4%	-1%	7%
Jun	124	-2%	-4%	-7%
May	133	-5%	1%	11%
Apr	120	-4%	9%	-8%
Mar	130	13%	16%	20%
Feb	108	21%		-6%
Jan 2011	115	15%		55%
Dec	74			-42%
Nov	129			-7%
Oct	139			3%
Sep	135			-9%
Aug	148			16%
Jul	128			1%
Jun	126			-10%
May	140			11%
Apr	126			9%
Mar	115			28%
Feb	90			-10%
Jan 2010	100			

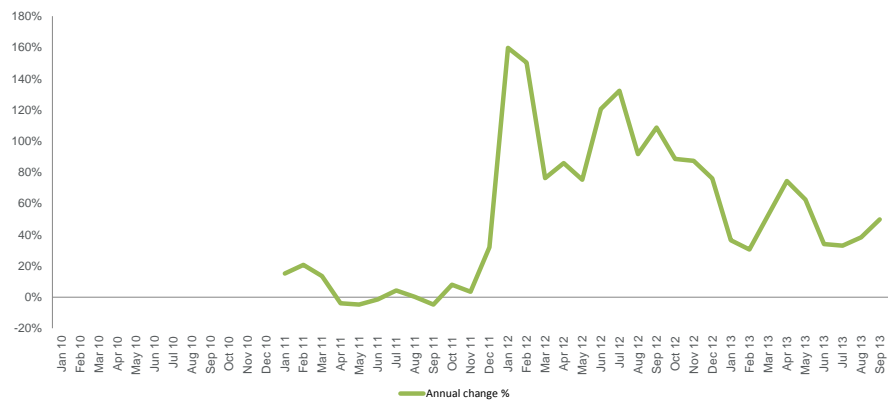


## Home Improvement Index

### Home Improvement Project Index



### Year on Year Change - Home Improvement Project Index





## Home Improvement Index

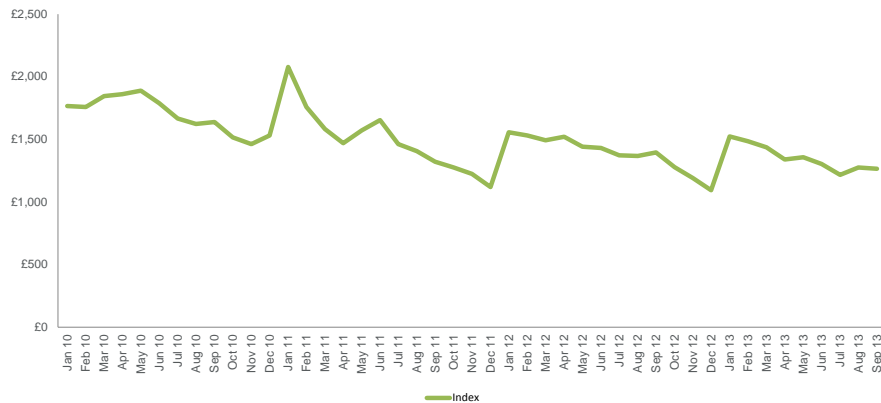
### Home Improvement Project Budgets

	Budget (£)	Annual Change %	Quarterly Change %	Monthly Change %
Sep	£1,264	-9%	-9%	-1%
Aug	£1,274	-7%	-9%	5%
Jul	£1,215	-11%	-9%	-7%
Jun	£1,303	-9%	-9%	-4%
May	£1,357	-6%	-7%	1%
Apr	£1,340	-12%	-6%	-7%
Mar	£1,436	-4%	-3%	-3%
Feb	£1,485	-3%	-3%	-2%
Jan 2013	£1,522	-2%	-2%	39%
Dec	£1,092	-2%	-2%	-8%
Nov	£1,189	-3%	1%	-7%
Oct	£1,278	0%	1%	-8%
Sep	£1,396	6%	-1%	2%
Aug	£1,367	-3%	-8%	0%
Jul	£1,373	-6%	-9%	-4%
Jun	£1,430	-13%	-6%	-1%
May	£1,440	-8%	-4%	-5%
Apr	£1,521	4%	-5%	2%
Mar	£1,493	-6%	-15%	-2%
Feb	£1,530	-13%	-22%	-2%
Jan 2012	£1,555	-25%	-23%	39%
Dec	£1,120	-27%	-20%	-9%
Nov	£1,225	-16%	-17%	-4%
Oct	£1,275	-16%	-16%	-3%
Sep	£1,320	-19%	-15%	-6%
Aug	£1,405	-13%	-11%	-4%
Jul	£1,461	-12%	-12%	-12%
Jun	£1,653	-8%	-15%	5%
May	£1,572	-17%	-17%	7%
Apr	£1,469	-21%	-12%	-7%
Mar	£1,582	-14%	1%	-10%
Feb	£1,757	0%		-15%
Jan 2011	£2,078	18%		36%
Dec	£1,530			5%
Nov	£1,463			-3%
Oct	£1,514			-8%
Sep	£1,637			1%
Aug	£1,624			-3%
Jul	£1,665			-7%
Jun	£1,788			-5%
May	£1,887			1%
Apr	£1,860			1%
Mar	£1,846			5%
Feb	£1,759			0%
Jan 2010	£1,765			



## Home Improvement Index

### Home Improvement Project Budgets



### Year on Year Change - Home Improvement Project Budgets



#### Chris Burke, Director of Analytics said:

"During September 2013 the Home Improvement Project Index was up 50% versus September 2012. The third quarter of 2013 was also up 40% versus Q3 2012, showing a substantial growth in people undertaking home improvement and emergency repair projects, excluding seasonal fluctuations and external factors, such as bad weather.

"Project Budgets continue to decline however, as homeowners complete a larger quantity of lower value projects. The decline in budgets combined with the large rise in volume indicates that homeowners are completing proportionally fewer high value home improvement projects, such as extensions and extensive renovations. They are also undertaking more emergency repairs and essential maintenance.

"Year on year we would expect strong double digit project volume growth in October 2013 before tailing off in November in December due to the usual seasonal factors."

Note: Projects are submitted via RatedPeople.com less re-submitted and/or amended existing projects.

#### For further information please contact the Rated People Communications Team:

Charlotte Platzer: 0207 183 8412 [charlotte.platzer@ratedpeople.com](mailto:charlotte.platzer@ratedpeople.com)  
Emmeline Westin: 0207 183 8413 [emmeline.westin@ratedpeople.com](mailto:emmeline.westin@ratedpeople.com)